



















# MEASUREMENT HANDS-ON

Name \_\_\_\_\_

### Compare These Real Objects

Circle the one that is longer.













|  |   |  |
|--|---|--|
| <br>scissors   | <br>crayon     | <br>4 cubes   |
| <br>school box | <br>marker     | <br>6 cubes   |
| <br>eraser     | <br>scissors   | <br>5 cubes   |
| <br>crayon     | <br>school box | <br>4 bears   |
| <br>marker     | <br>eraser     | <br>7 bears   |
| <br>computer | <br>6 cubes  | <br>5 bears |

©Leah Popinski @summathfun.com

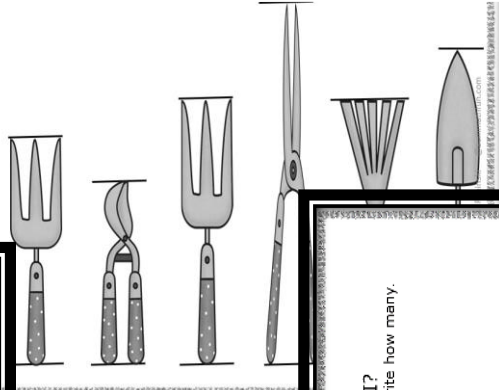
Name \_\_\_\_\_

### Compare These Real Objects

Circle the one that is shorter.

|   |   |  |
|---|---|--|
| <br>paper    | <br>crayon       | <br>4 tiles   |
| <br>bottle   | <br>marker       | <br>10 tiles  |
| <br>notepad | <br>scissors    | <br>7 tiles  |
| <br>bottle | <br>school box | <br>5 tiles |


How Long Am I?  
Measure each garden tool.



Name \_\_\_\_\_


### How Tall Am I?

Use \_\_\_\_\_ to measure each flower. Write how many.




# PRINT & GO

BY: LEAH POPINSKI



# ABOUT THIS PACKET

## 26 Pages Packed With Fun Measurement Activities for First Grade!

**Which is shorter?**  
Circle the answer.

**How Long Am I?**  
Use to measure each garden tool.

**Who's the Longest? Who's the Middle?**  
Math Center for Measurement  
Copy pages 15-18 on tag or card stock for durability. Cut out the bugs, garden tools, caterpillars, children, and all labels.  
Directions :  
Put the bugs in order from longest to shortest.

**Which is longer?**  
Use your pencil. Compare it to real objects. Circle the longer one.

**As Long As**  
Draw pictures of things you can find which are: \_\_\_\_\_

**Put the bugs in order from longest to shortest.**

**Put the caterpillars in order from longest to shortest.**

**Put the children in order from tallest to shortest.**

**Put the garden tools in order from shortest to longest.**

**Sum MATH fun**

**"Great extension to my measurement unit! Perfect for my students with special needs!"**  
-Anna H.

# Super Cute "Student Favorite" Game

"Love It!!! My kids love using the grasshopper and ladybug to measure things. They are now comparing the length of everything in the room to the grasshopper. Thanks again for another great product!"  
-Laura S.

Grasshopper Unit Cards  
Ladybug Unit Cards

Start  
Winner

Spin the spinner. Take the top card from the Cards stack. Use the bug that you spun to measure the picture on the picture card. Move the bug that tells how many.

Run pages 19-27 on tag or cardstock for easier handling and durability. Cut out each ladybug and grasshopper individual unit card on the lines. Cut out the whole, long rectangle for each picture card.

Picture Cards:


- Snake
- Calculator
- Ant
- Flower
- Grasshopper
- Lightbulb

Picture Cards:

- Butterfly
- Log
- Dinosaur
- Crab
- Caterpillar
- Cartons
- Grasshopper
- Logs

Picture Cards:

- Flower Garland
- Tree
- Giraffe
- Fish
- Flamingo
- Jellyfish
- Milk
- Mouse



# Teacher and Student Tested and Loved!

"The kiddos loved getting up and measuring the classroom. Thanks for this wonderful pack!" -Tami C.

"My kids had so much fun with these activities!"  
-Debbie H.

"I'm so excited to start this unit with my kids! You make things fun and that's how they learn best. Thanks!"  
-Hope F.

"My students loved it and were measuring everything all over the school!"  
-Buyer

"My kids loved this! A lot of different options!"  
-Morgan J.

"These are great worksheets. Simple and clear. Thank you!"  
-Buyer

"This was a great purchase!"  
-Corrine M.

"This product was great! I especially liked the written practice that went with the hands-on activities." -Heidi B.



*Thank You!*  
-Leah

"Awesome product! I'm going to tell my team to check these out!"  
-Melody S.