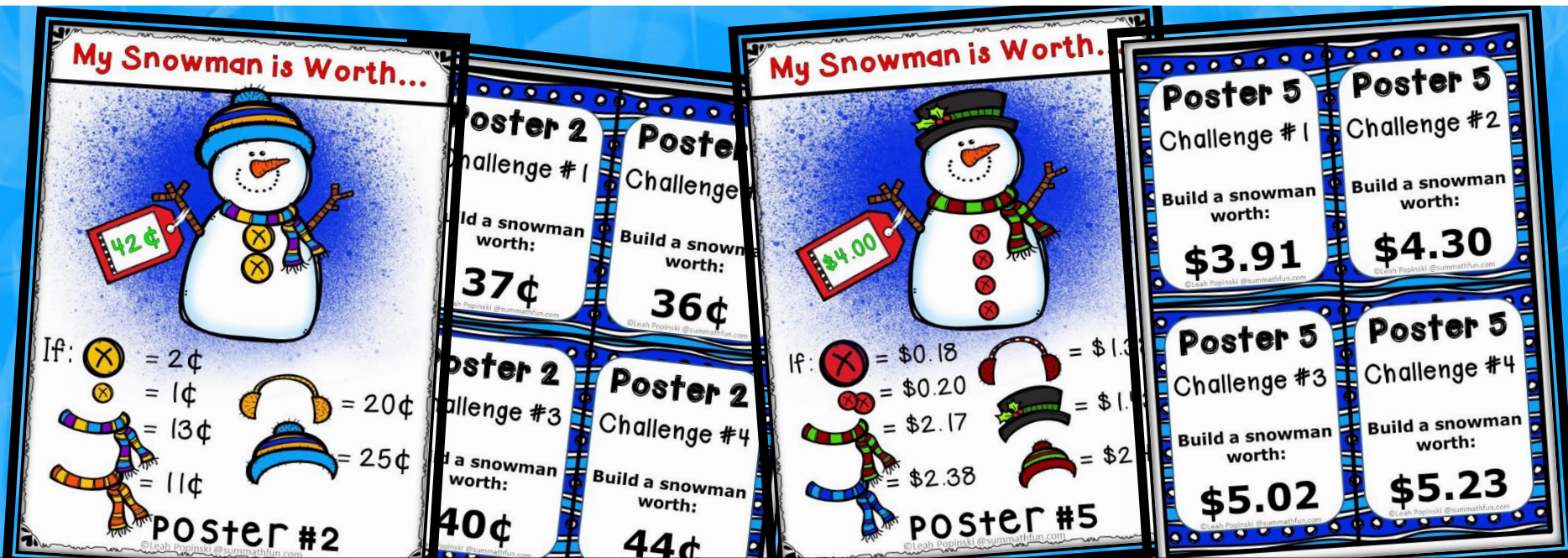


Counting Money Tasks

BUILD A SNOWMAN WORTH...



MOTIVATING TASKS FOR COUNTING MONEY PRACTICE AND EXTENSIONS!

BY: LEAH POPINSKI

ABOUT THIS PACKET

5 Levels of Differentiation!

My Snowman is Worth...



If: = 8¢
 = 10¢
 = 15¢
 = 20¢

My Snowman is Worth...



If: = 2¢
 = 1¢
 = 13¢
 = 11¢
 = 20¢
 = 25¢

My Snowman is Worth...



If: = 5¢
 = 3¢
 = 20¢
 = 25¢
 = 27¢

"My second graders love these. I love the ability to differentiate for all my learners. Great product!"
 -Lynda G.

nowman

poster

My Snowman is Worth...



If: = \$0.18
 = \$0.20
 = \$2.17
 = \$2.38
 = \$1.38
 = \$1.43
 = \$2.45


er #3



= \$0.08
 = \$0.09
 = \$0.33
 = \$0.45
 = \$0.39
 = \$0.47

poster #4

poster #5



20 DIFFERENTIATED TASK CARDS TO CHALLENGE ALL LEVELS


From



Simple addition
of coins +
reasoning ...

to

challenging
addition of coins
and dollars +
reasoning!



TEACHER NOTES WITH STUDENT SAMPLE

THANK YOU FOR PURCHASING BUILD A SNOWMAN!!

✧ **To set up this activity as a math center:**

- Copy and laminate the posters for durability.
- Copy and cut apart the task cards. Make enough copies of the student page for each student to complete at least two different snowmen.



✧ **To differentiate**, you can assign students to different posters, or have them work through the tasks in order from Poster 1 through Poster 5.

✧ Giving students play coins and bills will **help them be successful**.

✧ The completed student pages make a **great Winter Display of Student Work!** 😊

“My second graders loved this activity. It looked great as a bulletin board in my room. Many thanks.”
-Mary F.

